

Introduction to Interior Design

Interior Designers design the inside of buildings that we use every day such as schools, homes, hospitals, and offices. They plan out every space by drawing floorplans, choosing materials, selecting paint colours, lighting, and furniture. Interior Designers create spaces that are safe, functional, and beautiful.


World
Interiors
Day 2021



Things to Think About

Saturation: The intensity or purity of a hue. For example, bright red is considered to be highly saturated while pink is lower in saturation, because it is red that has been diluted with white.

How to: Colour lightly for more diluted colours, and press firmly for bold colours.



Monochromatic: A colour scheme that is centered around a single colour.

How to: Choose different shades in the same colour family to create a monochromatic scene!




Focal Point: An item that draws the viewers eye or generates interest.

How to: Choose your favourite piece of furniture and place it in the room as the focal point!




Task Lighting: Light that is needed to perform tasks such as reading, studying, cooking, or applying makeup. Examples include table lamps, vanity lights, and under counter lights.

How to: Choose a light fixture and place it where you would like to work!




Biophilic Design: Incorporating natural elements into a design to connect building occupants with nature. Examples include living plant walls, water fountains, or windows framing a beautiful outside view.



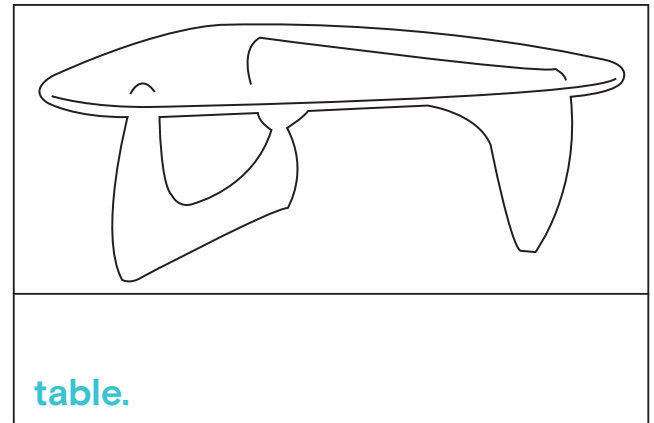




How to: Add a plant to your space!



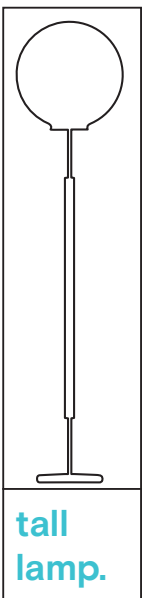
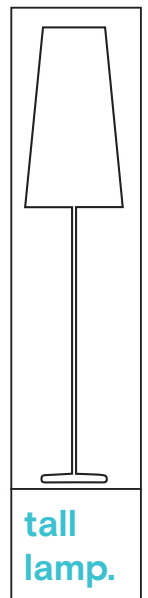

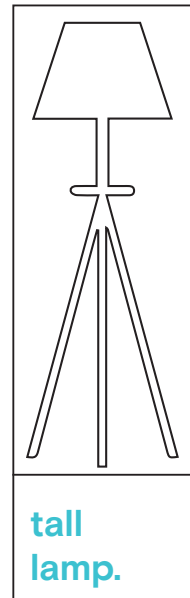

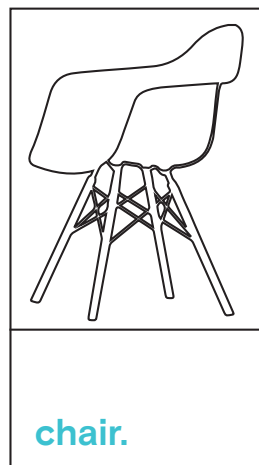
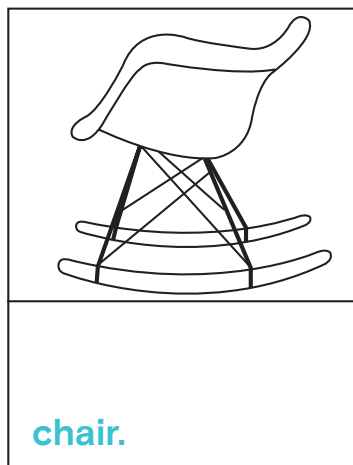

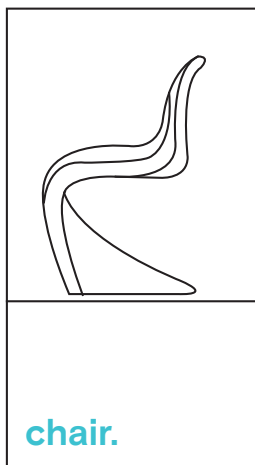

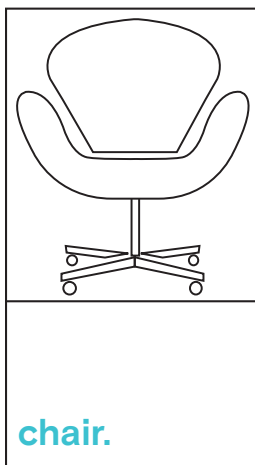

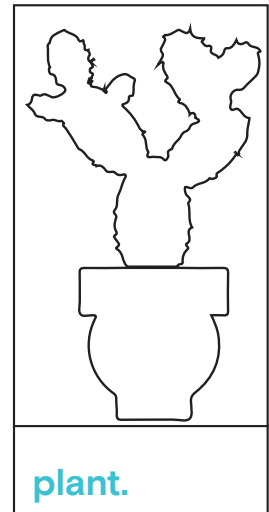
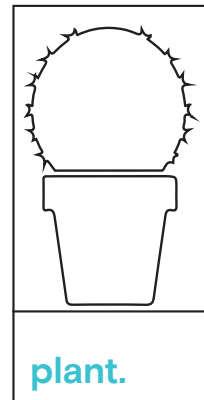
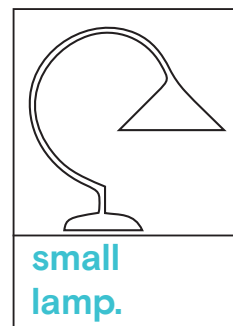
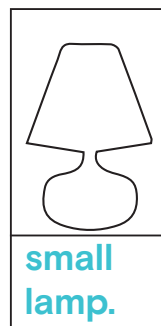

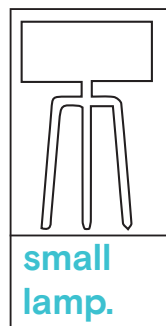
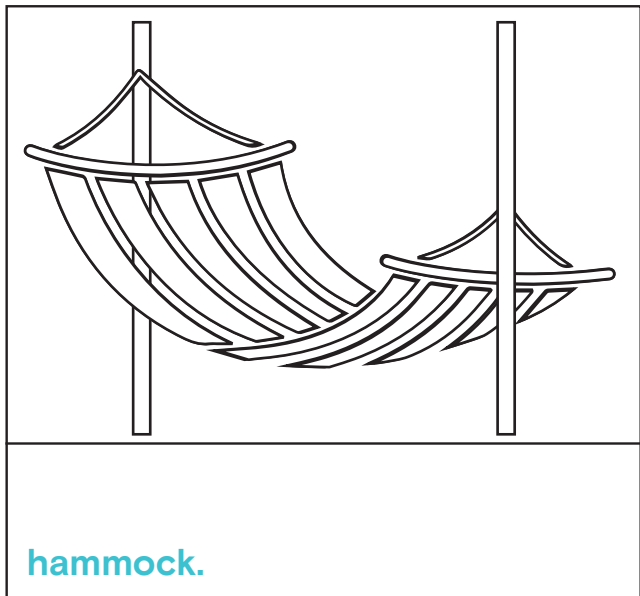




**Organize +
Colour
Your
Space!**

**World
Interiors
Day 2021**

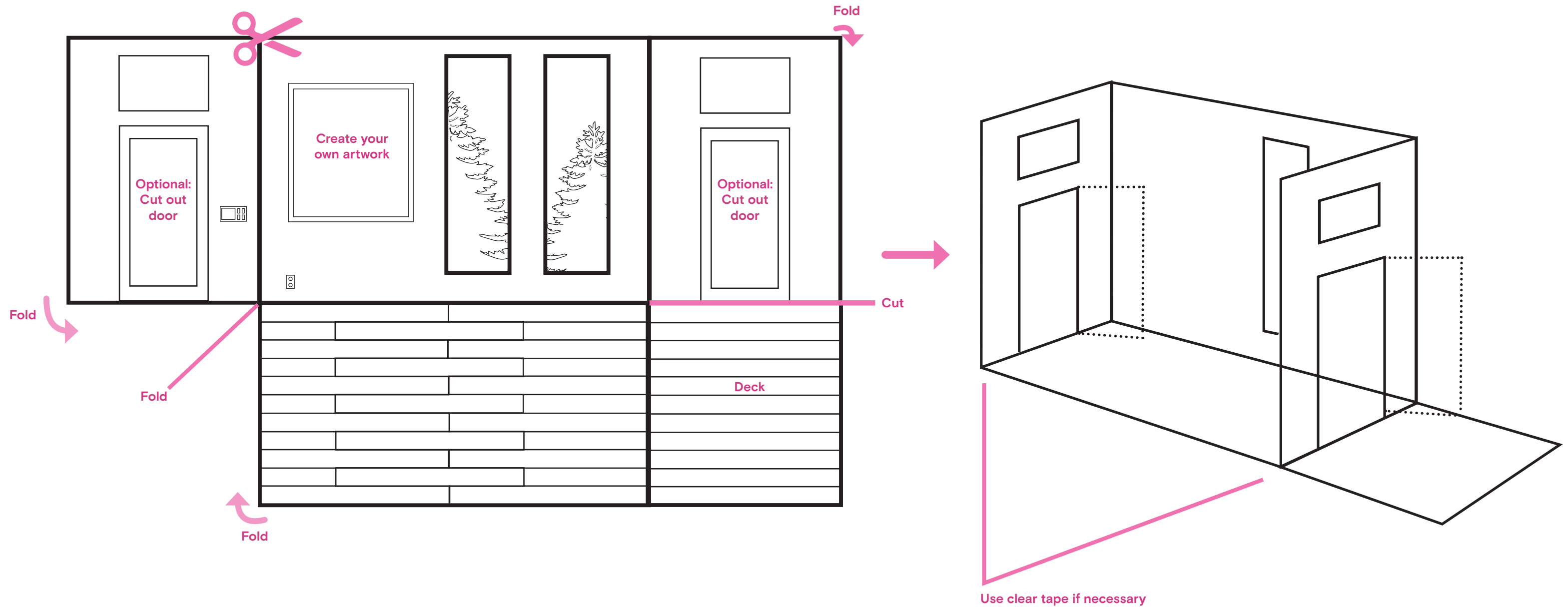




Items for Your Space.



Instructions.



Platinum member

Take a photo of your completed diorama, post to social media, and tag us!

#worldinteriorsday2021